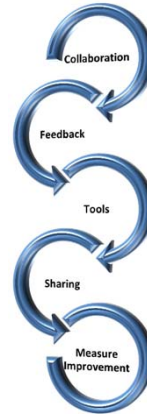


Washington state opportunity to provide actionable information to clinical teams

Project Description:
An iterative process

Dr. Jeffery Thompson
Dr. David Mancuso
June 30, 2011




Agenda

- Introduction
- Clinical data availability
- Draft measures
- Reports
- Next steps



The Opportunity



Measures

- Placeholder measures presented --not “final set” or necessarily even first set
- Developed in collaboration with UW Psychiatry and Washington Community Mental Health Council
- Over time we will do analyses to assess whether chosen measures are **systematically related to patient health outcomes** (e.g., risk of hospitalization).
- These analyses **may help us reform** the selection of measures over time

- Measurements will carefully exclude periods of time when clients are not eligible for medical assistance or when they are hospitalized or institutionalized
- Measurements restricted to persons with psychotic disorders or mania/bipolar disorders using diagnosis criteria

Proposed measures

- **Adherence** - informing providers of medication possession ratios via PRISM based on pharmacy fills and pickups
- **Use > 60 days:**
 - > 2 x FDA approved maximum doses
 - > 4 simultaneous psychotropic agents
 - ≥ 2 concurrent antipsychotics
 - ≥ 2 agents in same class, e.g., SSRIs, SNRIs, anticonvulsant/mood stabilizers
 - ≥ 2 stimulants



Reports

- Reports will be produced for participating clinics and their associated providers
- This is a **first draft** – we expect to learn more about how to present information to providers in an **efficient** and **helpful** way and improve these reports over time
- The report allows comparisons with:
 - The prior-period measure for the **same** clinic/provider
 - The **statewide average** across all clinics/providers
 - The **“best” value observed** among participating clinics/providers
- Patients attributed to providers based on provider’s share of days supplied to patient in measurement period. If tiebreakers required, will look to the provider who most recently prescribed for the patient

Report example to include: Overall number antipsychotics

Antipsychotic Medication Report

Joe Axelrod Smith, MD

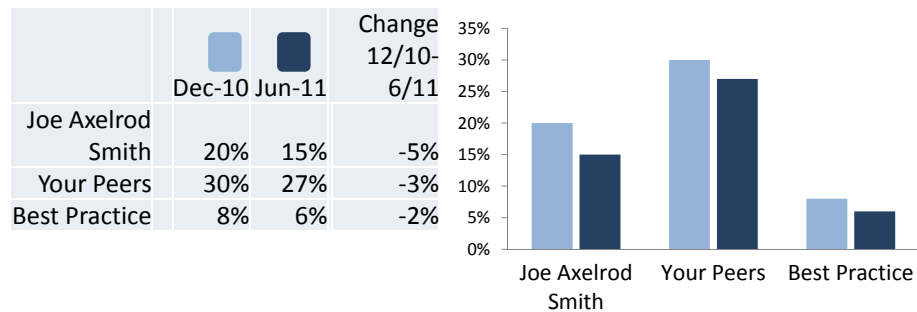
Title of Prescriber/Provider

Prescriber/Provider Summary

	Dec-10 Prior period	Jun-11 Current period	Change 12/10- 6/11	AVERAGE
Patients receiving AP meds attributed to you	888	888	88	888
Antipsychotic scripts filled in period	8,888	8,888	88	8,888
Total expenditures on antipsychotics in period	\$88,888	\$88,888	(\$888)	\$88,888
Cost per day supplied	\$8.00	\$8.00	\$0.00	\$8.00

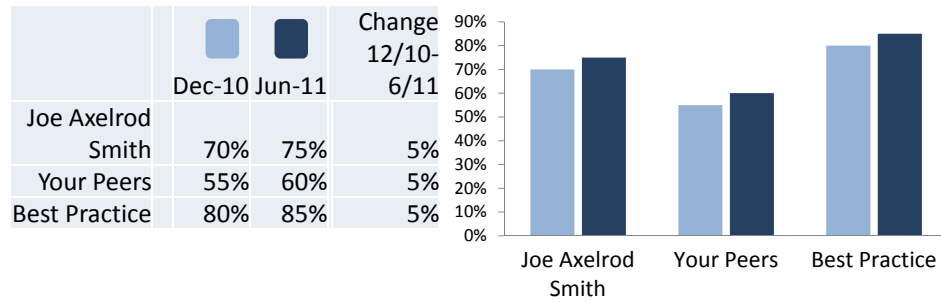
Report example (cont.) to include: Percent patients with current gap in therapy > 7 days

Percent with current gap > 7 days



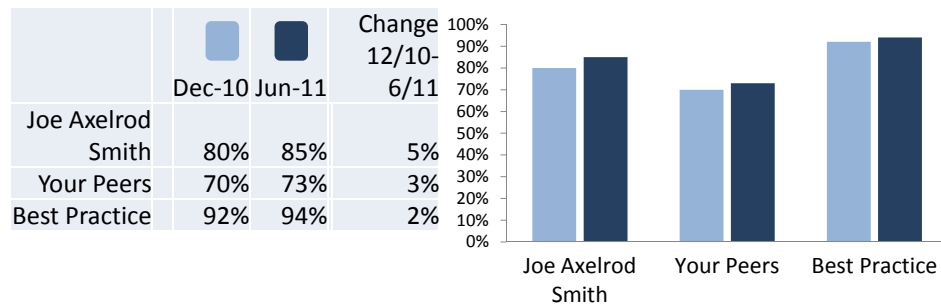
Report example (cont.) to include: Average possession ratio

Average possession ratio in period



Report example (cont.) to include: Percent generic utilization

Percent Generic Utilization



**We look forward to your
feedback throughout the
process**

